



Sign up

Initially, follow the steps bellow to sign up for the conference in order to submit your manuscript.

1- Scroll down to the bottom of the page to see this section:



2- Click on the “sign up” button.

3- Fill the fields. Please be noted that the **starred fields (*)** are required.

4- Afterwards, Click on the green “sign up” button at the end of the form.




After logging in to the system, you will be able to edit your information from “my profile” section.



Log in

1- Scroll down to the bottom of the page to see this section:



2- Click on “sign in” button.

3- Enter your username, password and the shown Captcha code in order to log in into your account.

OR


You can log in via the small section on the left side of the page.

Login

Username Or Email

Password

Captcha

y3WU 

Sign in

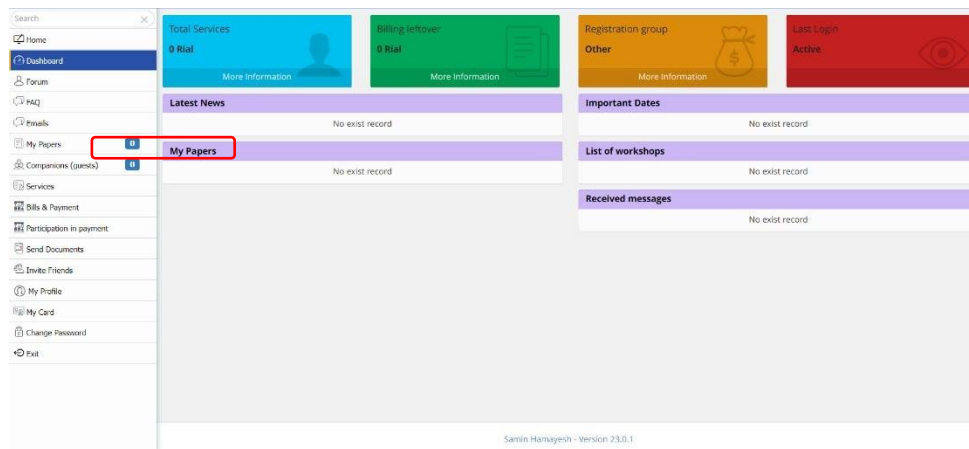
Sign Up

Resend activation email

Forgot Password ?

Submitting new paper

1- After logging in, click on “My Papers”/.



2- Click on “submit New Paper”.



3- Complete the blank fields.

My Papers

Submit New Paper

Entering starred fields (*) is required.

☒ Paper Language Persian
 ☐ English

Number of paper pages:

Paper Topics: Select the desired topics

Title of Topic:

Title of paper (Persian):

Title of paper (English):

Abstract:



:: Paper files

Pdf File (The maximum file size is 10 MB.) * [Choose file](#) [Delete](#)

Word File (The maximum file size is 10 MB.) * [Choose file](#) [Delete](#)

:: Presentation Type * ☐ Oral ☐ Poster

Attention : Choose how to present your paper. Of course, after reviewing and accepting the paper, your suggestion will be reviewed

:: Additional explanations related to the paper to be sent to the reviewer (If needed)

[Submit](#) [Cancel](#)

4- After filling all required fields, click on “Submit”.

